

Dealer's Name & Address

**Special Customer Care**



Complete Peace of Mind



Relationship Rewards

- 3 Years / Unlimited km Warranty\*
- 3 Years / 30 000 km Free Maintenance
- 3 Years Blue Link Subscription#
- 3 Years Roadside Assistance
- 3 Times Map Care Update
- 1 Time Blue Care Visit#
- 1 Home Visit for S Variant

For more details, please consult your Hyundai Dealers.

**HYUNDAI MOTOR INDIA LTD.**

2nd & 6th Floor, Corporate One - Baani Building,  
Plot No. 5, Commercial Centre, Jasola, New Delhi-110025  
Visit us at [www.hyundai.co.in](http://www.hyundai.co.in) or call us at 1800-11-4645 (Toll Free) 098-7356-4645.

Some of the equipments illustrated or described in this leaflet may not be supplied as standard equipment and may be available at extra cost. \*Terms & conditions apply. • Hyundai Motor India reserves the right to change specifications, schemes and equipment without prior notice. • The colour plates shown may vary slightly from the actual colours due to the limitations of the printing process. • Please consult your dealer for full information and availability on colours and trim. • \*Only applicable for Blue Link equipped variant.

Copyright © 2019, Hyundai Motor India Limited. All Rights Reserved. Sep-Oct, 2019





## The Hi-tech Drive is here

A symbol of prestige and success, the New ELANTRA has wowed the world for many decades. Unmatched styling, supreme precision, there are countless reasons why this masterpiece is considered an epitome of finesse. To continue this fine legacy, the New ELANTRA is here. A sixth-generation variant that is bolder, sportier and definitely more desirable, this premium sedan comes powered with high-end connectivity and new advanced features. Go ahead, let this award-winning global favourite into your world. It is, in every way, as inspiring as your journey.



## Premium Design

Open your world to the New ELANTRA which is sportier, grander and irresistible. Retaining the classiness of the Fluidic Sculpture 2.0 design, it comes with premium additions that make it a stunner in every sense of the word. With a dominant new front grille, more dynamic headlamps and tail lamps, coupe-like roofline, the New ELANTRA is perfect for conquering the roads.

Shark Fin Antenna | New Front Bumper Design



Dynamic LED Quad Projector Headlamps with LED DRLs



Sporty Rear Combination LED Tail Lamps



Dominant Front Grille Design



Stylish R16 Alloy Wheels



Chrome Door Handles with Pocket Light



Sporty Two Tone Rear Bumper



New

Luxurious Dual Tone Black and Beige Interiors

## Premium Experience

Taking a seat in the New ELANTRA is like entering a world of opulence that has been created exclusively for you. It boasts of a driver-centric ergonomic design and many new additions, the centre fascia being one of them. Simply put, it is a treat to watch, to own and to drive.

- Sporty Aluminum Pedals | Driver Centric Ergonomic Design | Rear Center Armrest with cup holder | Rear Defogger
- Premium Aluminum Scuff Plates | Sliding Front Center Armrest with Storage



Instrument Cluster with Colored Multi Information Display



Dual Zone FATC with Cluster Ionizer



Leather Upholstery\*



10 Way Adjustable Power Driver Seat with Electric Lumbar Support  
\*Leatherette



Blue Link Connected Car Technology

1st  
in  
Segment

## Hi-tech Connectivity







Premium Infinity Sound System with Door Speakers, Centre Speaker, Tweeters, Amplifier, Sub-Woofers



IRVM with Blue Link



20.32cm HD Smart Touchscreen Infotainment with Navigation and Blue Link

-  Remote Engine Start/Stop
-  Remote Door Lock/Unlock
-  Remote Climate Control (A/C) with Engine Start
-  Interactive Voice Recognition

The New ELANTRA comes equipped with Blue Link so you can experience the joy and convenience of connected driving. Remote Engine start/stop, Push Maps by Call Centre and Tyre Pressure Monitoring System (TPMS), there are 34 Blue Link features that are sure to make your life easy. That's not all, Blue Link also makes it possible for you to keep your new ELANTRA safe with features like Geo-fence Alert, Time Fencing Alert and Valet Alert.

Apple CarPlay | Android Auto | On Board Navigation | Video Playing Mode | Voice Recognition  
iBlue Smart Phone App for Audio Remote Control





1st  
in  
Segment

Hands Free Smart Trunk

## Hi-tech Features

The New ELANTRA has everything it takes to delight you. It holds a world of innovative features that have been designed keeping your convenience and comfort in mind. The result is an unforgettable driving experience that only a few like you deserve.

Rear AC Vents | Smart Key with Push Button Start Stop | Tilt and Telescopic Steering | USB Charger



Smart Electric Sunroof



Auto Cruise Control



Front Ventilated Seats



Wireless Phone Charger

# Utmost Safety

No stone has been left unturned to make the new ELANTRA thoroughly safe for you. From Emergency Stop Signal to Tyre Pressure Monitoring System, it has the most advanced safety features to keep you out of harm's way.



Standard Six Airbags



Tyre Pressure Monitoring System (TPMS) with display on MID



Emergency Stop Signal



ISOFIX



Front & Rear Parking Sensors with rear camera



Vehicle Stability Management



Hill Assist Control



Electronic Stability Control (ESC)



STANDARD ACROSS ALL VARIANTS

Burglar Alarm | Speed Sensing Auto Door Lock | Strong Body Structure with AHSS



# Advanced Performance

The New ELANTRA offers a driving experience so fine, you would never want your journey to end.

Nu 2.0i Petrol **New**

BS6

MPI Technology

Max. Power  
152ps/6 200rpm



Drive Mode Select: Normal, Eco, Sport & Smart



6-speed AT



6-speed MT

## KEY FEATURES

Variant	S	SX	SX(O)	
<b>ENGINE &amp; TRIM PLAN</b>				
2.0i Nu Petrol (BS6)	MT	MT/AT	AT	
<b>SAFETY</b>				
Airbag	Driver & Passenger	S	S	S
	Side & Curtain	S	S	S
Anti-lock braking system (ABS) with EBD	S	S	S	
Parking Assist	Reverse Parking Sensors	S	S	S
	Front Parking Sensors	-	-	S
	Rear Camera w/ Display on AVN	-	S	S
Electronic Stability Control(ESC)	-	S	S	
Vehicle Stability Management(VSM)	-	S	S	
Hill-start Assist Control(HAC)	-	S	S	
Emergency Stop Signal(ESS)	S	S	S	
Automatic Headlamps	-	S	S	
Impact Sensing Auto door unlock	S	S	S	
Speed Sensing Auto Door Lock	S	S	S	
Burglar Alarm	S	S	S	
Clutch lock	S	MT only	-	
Electronic Type Shift Lock	-	AT only	S	
Headlamp Escort Function	S	S	S	
Rear Defogger with Timer	S	S	S	
Front Auto Defogger	-	S	S	
Seat belt pretensioners - Driver & Passenger	S	S	S	
Tyre Pressure Monitoring System with Display on MID	-	-	S	
ISOFIX	S	S	S	
Height Adjustment Seat Belt - Driver & Passenger	S	S	S	
Inside Rear View Mirror with Telematics switches(SOS, RSA & Bluelink)	-	S	S	
Speed Alert System	S	S	S	
Driver & Passenger Seatbelt Reminder	S	S	S	
Immobilizer	S	S	S	
Front & Rear Disc Brakes	S	S	S	
<b>EXTERIOR</b>				
Projector Headlamps	S	S	-	
LED Quad Projector Headlamps	-	-	S	
Daylight Running Lamps & Positioning Lamps	Standard	S	-	
	LED	-	S	
LED Taillamps	-	S	S	
Electric Sunroof	-	S	S	
Body Colored ORVM with Turn Indicators	S	S	S	
Chrome Radiator Grille	-	S	S	
Chrome Window Beltline	-	S	S	
Body Colored Door Handles	S	-	-	
Chrome Outside Door Handles	-	S	S	
Door Pocket lights	-	S	S	
Glass Antenna	S	S	S	
Shark Fin Antenna	S	S	S	
R16 Alloy Wheels	S	S	S	
Silica Tyres	S	S	S	
<b>INTERIOR</b>				
Premium Dual tone Beige & Black Interiors	S	S	S	
Upholstery	Leather**	-	-	S
	Fabric	S	S	-
Leather Wrapped Steering Wheel	-	S	S	
Leather Wrapped Gear Knob	-	S	S	
Silver Finish inside Door handles	S	S	S	

## BODY COLORS



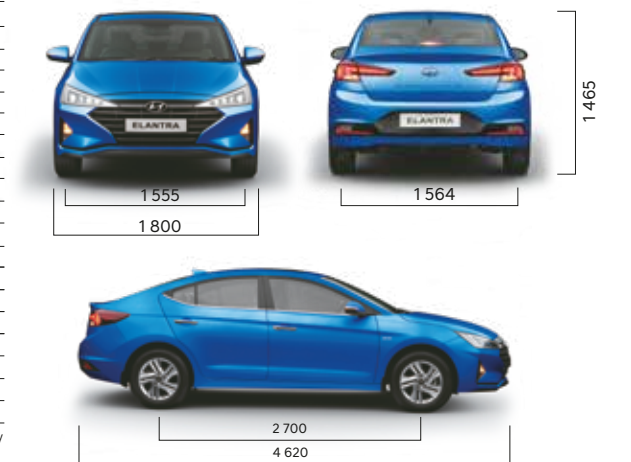
Variant	S	SX	SX(O)	
Door Scuff Plate	Deluxe type with Emblem	-	-	S
	Standard	S	S	-
Aluminium Pedals	-	-	-	S
Supervision Cluster	-	S	S	S
Instrument Cluster with Color Display	-	-	-	S
<b>COMFORT</b>				
10-WAY Adjustable Power Driver Seats with Electric Lumbar Support	-	-	-	S
Driver Seat Height Adjustment(Manual)	S	S	-	-
Air Conditioning	Dual Zone Fully Automatic	-	S	S
	Temperature Control	-	-	-
	Manual	S	-	-
Front Seat ventilation system	-	-	-	S
Cluster Ionizer	-	S	S	S
Rear AC Vents	S	S	S	S
Glovebox Cooling	-	S	S	S
Front & Rear Seat Headrest Height adjustment	S	S	S	S
Tilt Steering	S	S	S	S
Telescopic Steering	-	S	S	S
<b>INFOTAINMENT &amp; CONNECTIVITY</b>				
17.77cm Touchscreen Display Audio	S	-	-	-
20.32cm HD Touch Audio Video Navigation & Telematics System	-	S	S	S
Bluetooth Connectivity	S	S	S	S
Hyundai iblue Audio Remote Application	-	S	S	S
Smartphone Connectivity	Android Auto^	S	S	S
	Apple CarPlay^	S	S	S
Infinity Premium Sound 8 speaker system	-	S	S	S
Speakers	Front & Rear Door Speakers	S	S	S
	Front Central Speaker	-	S	S
	Front Tweeters	S	S	S
	Sub-Woofer	-	S	S
	Amplifier	-	S	S
Hyundai Bluelink	-	S	S	S
<b>CONVENIENCE</b>				
Drive Mode Select	-	AT only	S	-
Hands Free Smart Trunk	-	S	S	-
Auto Cruise Control	-	S	S	-
Key Type	Folding Type Remote Key Set	S	-	-
	Smart Key with Push Button Start	-	S	S
Tinted Glass	S	S	S	-
Steering Mounted Controls	Voice Recognition***	S	S	S
	Bluetooth	S	S	S
Electrically Adjustable Outside Mirrors	S	S	S	-
Electric Folding Outside Mirrors	-	S	S	-
Front Center Armrest with Storage	S	S	S	-
Sliding Function on Front Armrest	-	-	-	S
Rear seat Armrest with Cup holders	S	S	S	-
One Touch Triple Turn Signal	S	S	S	-
Sunglass Holder	S	S	S	-
Vanity Mirror	Without Illumination	S	S	-
	With Illumination	-	-	S
USB Charger	-	-	-	S
Power Windows with Driver Side Auto Up/Down & Safety	S	S	S	-
Auto Folding ORVM with Welcome Function	-	S	S	-
Wireless Charger	-	-	-	S

S = Standard \*\*Leatherette \*\*\*Based On Exterior Color \*\*\* Through Smartphone connectivity  
^Apple CarPlay is a trademark of Apple Inc. Android is a trademark of google Inc

## TECHNICAL SPECIFICATIONS

Items	2.0i Nu Petrol (BS6)
<b>DIMENSIONS</b>	
Overall Length (mm)	4 620
Overall Width (mm)	1 800
Overall Height (mm)	1 465
Wheelbase (mm)	2 700
Fuel Tank Capacity (l)	50
<b>ENGINE</b>	
Configuration	4 Cylinder, 16 Valves
Valvetrain Type	DOHC with Dual VTVT
Displacement (cc)	1 999
Fuel System	Multi Point Injection
Max. Power (ps/rpm)	152 /6 200
Max. Torque (kgm / rpm)	19.6 /4 000
<b>TRANSMISSION</b>	
Type	6-speed Automatic & 6-speed Manual
<b>SUSPENSION</b>	
Front	McPherson Strut
Rear	Coupled Torsion Beam Axle
Shock Absorber	Gas Type
<b>BRAKES</b>	
Front	Disc
Rear	Disc
<b>TYRE</b>	
Size	205/60 R16 92H
Spare Tyre	205/60 R16 92H

## DIMENSIONS



unit : mm