

TUCSON




Parametric, progressive design.

The all-new Hyundai TUCSON is a revolution in design. Sophisticated and progressive, it's the SUV taking modern aesthetics to the next level. Truly, the cutting-edge SUV design with futuristic technology.

Sensuous Sportiness.

“We didn’t want to create just another SUV
We wanted to Create Something ICONIC”

Hyundai Motor Company Design Team



Next drives Now.

For some, success is not a finishing line but a starting point. The all-new Hyundai TUCSON is their SUV of choice. With looks that redefine elegance and are complimented with state-of-the-art technology that stands apart. Add the unique Hyundai SmartSense features and it is virtually intuition on wheels. Truly, the next gen of SUVs.



The lights have it all.

With the advanced half-mirror lighting technology, the all-new Hyundai TUCSON boasts of parametric hidden LED DRLs which give it a unique presence on the road. When switched on, they show wing like shapes; when switched off, they integrate seamlessly with the parametric grille. The wide connecting LED tail lamps continue the dynamic progressive design of the rear.

Headlight
garnish

Headlight
lens bracket

Headlight
outer lens

Headlight
reflector &
LED assembly

Headlight
housing





Flawless, timeless, captivating design.

The all-new Hyundai TUCSON is designed to invoke awe. Its 3D dark chrome parametric front grille and jewel-like surfaces are a reflection of futuristic design. The parametric hidden LED daytime running lights ensure it stands out wherever it goes.



R18 (D=462 mm)
Diamond cut alloy wheels



Connecting LED tail lamps



Dark chrome parametric front grille with parametric hidden LED DRLs, LED MFR headlamps & positioning lamps



Panoramic sunroof

Other features : Glass integrated Hyundai logo | Shark fin antenna | Roof rails | Rear spoiler with hidden wiper and washer



Premium black and light grey dual tone interiors

Exquisite in every way.

Step into the all-new Hyundai TUCSON and experience sheer luxury. The driver side houses a 26.03 cm (10.25") floating type digital cluster which builds on the SUVs advanced and modern design characteristics. Hit the right spot in your driving position with 10-way power adjustable ventilated & heated driver seat with memory function. The epitome of comfort, the embodiment of elegance.



Multi air mode



26.03 cm (10.25") Floating type digital cluster



10-way power adjustable driver seat with lumbar support & memory function



Front ventilated & heated seats

Other features : Premium leather[#] upholstery | Door pocket lighting (1st in segment) | 8-way power adjustable passenger seat
64 colour ambient lighting (Best in segment) | Dual zone FATC with auto defogger

[#]Leatherette



Longest wheelbase in the segment: Superior legroom and kneeroom

Passengers ride first-class.

Travel in first-class comfort on every ride. Lounge comfortably in the 2nd row seats with reclining function. Need more space? Simply use the passenger seat walk-in device to make more legroom.



1st in segment

Passenger seat walk-in device



2nd row seat folding - boot lever



Hands free smart power tail gate with height adjustment

Other features : 2nd row seats with reclining function



Home to car (H2C) with Alexa & Google voice assistant* (1st in segment)

*T&C apply.

Leading-edge technology.

Connections go beyond in the all-new Hyundai TUCSON. The 26.03 cm (10.25") HD audio video navigation system will always get an encore. The home to car (H2C) with Alexa & Google voice assistant allows you to stay connected with your car from home, while 60+ BlueLink connected features ensure you're connected with the world while on the move.



Embedded voice commands



Bose premium sound 8 speaker system



26.03 cm (10.25") HD audio video navigation system



10 Regional languages infotainment



Ambient sounds of nature

Other features : Over-the-air update (infotainment system & map) | Smartwatch connectivity

Forward collision - avoidance assist (FCA)



Blind-spot view monitor (BVM)



Driver attention warning (DAW)



Smart cruise control with stop and go (SCC w/ S&G)



Forward collision warning (FCW)



Lane following assist (LFA)



High beam assist (HBA)



Blind-spot collision avoidance assist (BCA)




Hyundai SmartSense


Best in segment

Advanced Driver Assistance System (ADAS) uses automated sensing technology with radars, sensors and cameras to detect obstacles on the road & respond with countermeasures for impact avoidance. Thus offering comprehensive protection on the road. The all-new Hyundai TUCSON comes with cutting-edge autonomous level 2 ADAS system for a smart & intuitive driving experience.

Lane keeping assist (LKA)



Safe exit warning (SEW)



Rear cross traffic collision avoidance assist (RCCA)



Surround view monitor (SVM)



Forward collision avoidance assist - junction turning (FCA-JT)




Leading vehicle departure alert (LVDA)



Lane departure warning (LDW)



Blind-spot collision warning (BCW)





Six airbags – Driver, passenger, side & curtain

The confidence of 60+ safety features

The all-new Hyundai TUCSON is loaded with advanced tech that ensures a better driving experience and a range of features to ensure your safety.



All four disc brakes



Electronic stability control (ESC)



TPMS (Highline)



Vehicle stability management (VSM)



Electric parking brake & front parking sensors



Hill-start assist control (HAC)

Other features : Downhill brake control | Rain sensing wipers | Parking assist (Front & rear parking sensors)
Reverse parking camera with steering adaptive guidelines | Child seat anchor (ISOFIX)

A supreme performance.

The all-new Hyundai TUCSON is ready for everything. HTRAC empowers you to take on challenging roads while different modes ensure all your journeys go smooth.

Nu 2.0 l petrol engine

Max power

114.7

kW (156 PS) / 6 200 r/min

Max torque

192

Nm (19.6 kgm) / 4 500 r/min



R 2.0 l diesel engine

Max power

137

kW (186 PS) / 4 000 r/min
(Best in segment)

Max torque

416

Nm (42.42 kgm)
/ 2 000-2 750 r/min (Best in segment)



Multi terrain modes



Modes:

HTRAC All-Wheel Drive: Trade the tarmac for the road less taken. HTRAC continuously analyzes your speed and road conditions. It automatically optimizes torque distribution among the four wheels and will apply the brakes, if necessary, to ensure maximum traction and directional stability.

Multi terrain modes: With a quick flick of the switch, you can adjust the powertrain to suit challenging road and weather conditions: SNOW, MUD and SAND settings ensure you are getting maximum traction when the going gets really rough.

Drive mode select: With Drive mode, you get to pick the style suits you best: NORMAL is for relaxed everyday driving while ECO gives you optimal fuel efficiency. SPORT is for quicker acceleration, and SMART selects the proper driving mode amongst ECO, SPORT and NORMAL by judging the driver's driving habits.

Drive mode select themes:



Transmission options: 6 Speed & 8 speed automatic transmission



Exterior colours



Polar white



Phantom black



Amazon grey



Starry night



Fiery red

Dual tone options



Polar white with phantom black roof




Fiery red with phantom black roof


Peace of mind




Superior tones of premium interiors



Black



Light grey



Melange

*T&C apply.

Key features

Variant		Platinum	Signature
Engine & trim plan			
Nu 2.0 petrol	6 speed automatic transmission	•	•
R 2.0 diesel	8 speed automatic transmission	•	•
		-	4WD
Exterior			
Dark chrome parametric front grille		S	S
Signature lighting	Parametric hidden LED DRLs & positioning lamps	S	S
	LED MFR headlamps	S	S
	LED static bending lamps	S	S
	Connecting LED tail lamps	S	S
Skid plates (front and rear)		S	S
Bumper chrome moulding (front & rear)		S	S
Roof rails		S	S
Rear spoiler with LED high mount stop lamp		S	S
Door frame molding - Satin finish		S	S
R18 (D=462 mm) Diamond cut alloy wheels		S	S
Rear fog lamps		S	S
Shark fin antenna		S	S
Interior			
Premium black and light grey dual tone interiors		S	S
64 colour ambient lighting		S	S
Glossy black centre fascia		S	S
Integrated silver accents on crashpad & doors		S	S
Premium inserts on crashpad		S	S
26.03 cm (10.25") floating type digital cluster		S	S
Leather** upholstery		S	S
Leather** pack	Steering wheel	S	S
	Transmission knob	S	S
	Door & console armrest	S	S
Door scuff plates - deluxe		S	S
Comfort & convenience			
Panoramic sunroof		S	S
Electric parking brake		S	S
Air conditioning	Dual zone FATC with auto defogger	S	S
	Rear AC vent	S	S
	Multi air mode	S	S
10-way power adjustable driver seat with lumbar support		S	S
8-way power adjustable passenger seat		-	S
Passenger seat walk-in device		-	S
Hands free smart power tail gate with height adjustment		-	S
Driver power seat memory function		-	S
Front ventilated & heated seats		-	S
Wireless phone charger		S	S
Auto dimming IRVM		S	S
Smart key with push button start		S	S
Remote engine start with smart key		S	S
Outside mirrors - Electrically adjustable & foldable		S	S
Door pocket lighting		S	S
Luggage screen		S	S
Automatic headlamps		S	S
Cruise control		S	S
60:40 split folding rear seat		S	S
2 nd row seat with reclining function		S	S
2 nd row seat folding - Boot lever		S	S
Tilt and telescopic steering		S	S
Front console armrest with storage		S	S
Rear centre armrest with cup holders		S	S
Extendable sunvisor with vanity mirror illumination		S	S
Front and rear power windows		S	S
Front power windows auto up/down & safety		S	S
Height adjustable front and rear seat headrests		S	S
LED map lamp		S	S
Concealed rear wiper with washer		S	S
Motor driven power steering		S	S
Front & rear USB charger		S	S
Luggage net and hook		S	S
Luggage lamp and power outlet		S	S

Variant		Platinum	Signature
Infotainment and connectivity			
26.03 cm (10.25") HD audio video navigation system		S	S
Steering mounted audio, bluetooth controls		S	S
Hyundai Bluelink connected car technology		S	S
Over-the-air update (infotainment system & map)		S	S
Bluelink integrated smartwatch app		S	S
Smartphone connectivity	Apple CarPlay	S	S
	Android Auto	S	S
Bose premium sound 8 speaker system	Front & rear door speakers	S	S
	Front central speaker	S	S
	Front tweeters	S	S
	Sub-woofer	S	S
	Amplifier	S	S
Voice recognition		S	S
Bluetooth		S	S
USB connectivity		S	S
Safety technology			
Hyundai SmartSense (Advanced driver assistance system)	Forward collision warning (FCW)	-	S
	Forward collision - avoidance assist - Car (FCA-Car)	-	S
	Forward collision - avoidance assist - Pedestrian (FCA-Ped)	-	S
	Forward collision - avoidance assist - Cycle (FCA-Cyl)	-	S
	Forward collision - avoidance assist - Junction turning (FCA-JT)	-	S
	Blind-spot collision warning (BCW)	-	S
	Blind-spot collision - avoidance assist (BCA)	-	S
	Lane keeping assist (LKA)	-	S
	Lane departure warning (LDW)	-	S
	Driver attention warning (DAW)	-	S
	Blind-spot view monitor (BVM)	S	S
	Safe exit warning (SEW)	-	S
	Smart cruise control with stop & go (SCC w/ S&G)	-	S
	Lane following assist (LFA)	-	S
	High beam assist (HBA)	-	S
Safety	Leading vehicle departure alert (LVDA)	-	S
	Rear cross - traffic collision warning (RCCW)	-	S
	Rear cross - traffic collision - avoidance assist (RCCA)	-	S
	Surround view monitor (SVM)	S	S
	6 Airbags	Driver & passenger	S
		Side & curtain	S
	ABS with EBD	S	S
	Electronic stability control (ESC)	S	S
	Vehicle stability management (VSM)	S	S
	Hill-start assist control (HAC)	S	S
	Downhill brake control (DBC)	S	S
	Tyre pressure monitoring system (TPMS) [Highline]	S	S
	Rain sensing wipers	S	S
	Electronic shift lock system	S	S
	Child seat anchor - ISOFIX	S	S
Parking assist	Front parking sensors	S	S
	Rear parking sensors	S	S
	Reverse parking camera with steering adaptive guidelines	S	S
Seatbelt reminder (all seats)		S	S
Front seat belt pretensioners		S	S
Engine immobilizer		S	S
Height adjustable front seat belts		S	S
Dual horn		S	S
Speed sensing auto door lock		S	S
Ride & handling			
Drive mode select - Eco, Normal, Sport, Smart		S	S
4WD lock mode		-	S*
Multi terrain modes (Snow, Mud, Sand)		-	S*

S*: 4WD Only **Leatherette

Technical specifications

Items	Nu 2.0 petrol	R 2.0 diesel
Dimensions		
Overall length (mm)	4 630	
Overall width (mm)	1 865	
Overall height (mm)	1 665*	
Wheelbase (mm)	2 755	
Fuel tank capacity (l)	54	
Engine		
Configuration	4 Cylinder	4 Cylinder
Displacement (cm³)	1 999	1 997
Fuel system	Multi point, indirect injection	Common rail direct injection
Max. power	114.7 kW (156 PS) @ 6 200 r/min	137 kW (186 PS) @ 4 000 r/min
Max. torque	192 Nm (19.58 kgm) @ 4 500 r/min	416 Nm (42.42 kgm) @ 2 000–2 750 r/min
Transmission type	6-speed AT	8-speed AT
Suspension		
Front	McPherson strut	
Rear	Multi-link with coil spring	
Shock absorber	Gas type	
Brakes		
Front	Disc	
Rear	Disc	
Tyre		
Tyre spec (main)	235/60 R18 (D=462 mm) Diamond cut alloy	
Tyre spec (spare)	235/60 R18 (D=462 mm) Diamond cut alloy	T135/90 D17 (D=436.6 mm) Steel wheel

*With roof rails

Dimensions

unit : mm



Dealer's Name & Address

Peace of mind

UP TO 5 YEARS
Shield of Trust
Running Repair Package*

3 YEARS
• Unlimited km Warranty*
• Road Side Assistance (RSA)

1 HOME VISIT
30 Days
Within
of Delivery

3 YEARS
30 000 km complimentary
maintenance*

UP TO 5 YEARS
Shield of Trust Super
Maintenance Package*

UP TO 7 YEARS
Extended Warranty^

3 Years Bluelink subscription

 **Lowest cost of maintenance:***

Hyundai
Click to Buy

Hyundai
Mobility Membership

Some of the equipment illustrated or described in this leaflet may not be supplied as standard equipment and may be available at extra cost. • Hyundai Motor India reserves the right to change specifications, schemes and equipment without prior notice. • Functionality of Bluelink depends on adequate power supply and uninterrupted network connectivity to infotainment system. The Bluelink system is designed in such a way that it makes vehicle theft difficult if its circuit and battery connection is uninterrupted. • Hyundai Motor India recommends you to avoid using backcovers for mobiles while charging your phone on the wireless charger. • Segment is defined by comparable SUVs whose length lies between 4 405-4 630 mm, width between 1 818 -1 969 mm, petrol engine capacity from 1 368 -1 999 cc & diesel engine capacity from 1 956-1 997 cc. Hyundai SmartSense, the Advanced Driver Assistance System is not a substitute for safe and attentive driving. Its effectiveness depends on various factors. Availability of Hyundai SmartSense Features may differ by variants. • Alexa Amazon Echo device is not a standard car/ accessory & customer needs to purchase from third party. Actual Echo device may differ from the one shown. Hyundai Bluelink Amazon skill/Action on Google only works in India and can be interacted in English & Hindi. Alexa Skill / Action on Google functions only in select Hyundai car(s) and depends on your device compatibility, software and availability of network and device internet. • ^Upto 7 years extended warranty is applicable only for petrol variants. • **The all-new Hyundai TUCSON (Petrol) has lowest average yearly periodic maintenance service cost of ₹2 349 for 5 years in Delhi. Source: Cardekho.com. • Complimentary maintenance includes free labour and consumables. • The colour plates shown may vary slightly from the actual colours due to the limitations of the printing process. Please consult your dealer for full information and availability on colours and trim. *Terms & conditions apply.

For more details,
please consult your Hyundai dealer.

Hyundai Motor India Ltd.

Plot C-11, City Centre, Sector-29, Gurugram (Haryana) - 122 001

Visit us at www.hyundai.co.in or call us at 1800-11-4645 (Toll Free) 098-7356-4645.